

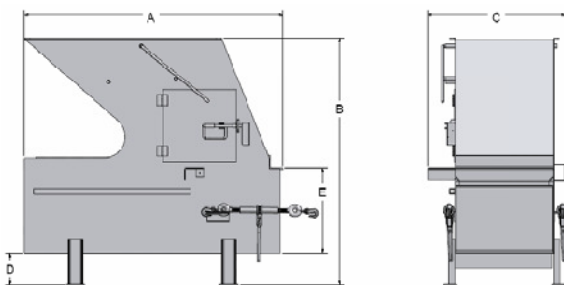


# Apartment Compactor

## AP-030

Specifications	
Manufacturer's Rated Size	1/3 Cubic Yards
Rated Size	0.30 Cubic Yards
Cycle Time	25 Seconds
Capacity Per Hour	43.2 Cubic Yards / Hour
Clear Top Opening (L X W)	21" X 25"
Ram Face Dimensions (W X H)	18" X 27"
Ram penetration	6"
Cylinder Bore, Rod & Stroke	4" X 2" X 30"
Operating Pressure	
Normal	1500PSI
Maximum	2,000 PSI
Ram Force Rating	
Normal	38.79 PSI/18,850 Lbs.
Maximum	51.71 PSI/25,133 Lbs.
Motor (HP)	5 HP
Pump (GPM)	7 GPM
Tank Capacity	10 Gallons
Shipping Weight	1,500 Lbs. (approx.)
Construction	
Frame	
Floor Plate	3/8"
Floor Plate Supports	4"-5.4 Lbs. Channel
Side Plate	1/4"
Ram Hold Down Bars	1" X 1" Bar
Load Binder Hook-Up	5,400 Lbs. Capacity
Ram	
Face Plate	3/8"
Floor Plate	3/8"
Side Plates	1/4"
Top Plate	1/4"

All Specifications are subject to change without notice.



A	B	C	D	E	Capacity
70 3/4"	67 3/4"	37 5/8"	8 1/2"	23 1/4"	1/3 Yard

Electrical Disconnect Requirements		
5 HP Motor		
Voltage	Amperage	Fuse
208	30	25
240	30	20
480	30	10

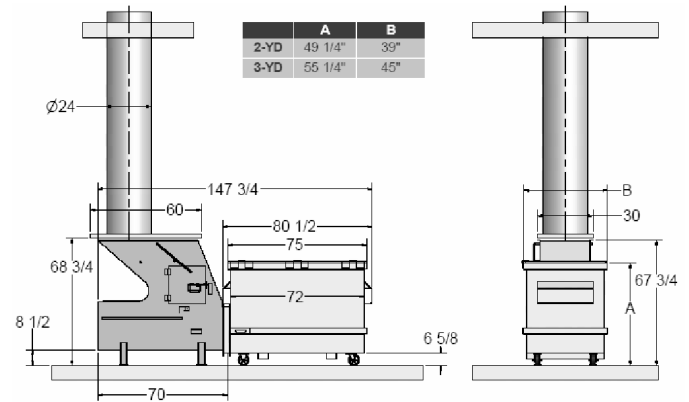
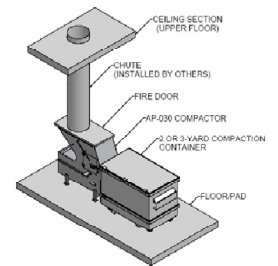
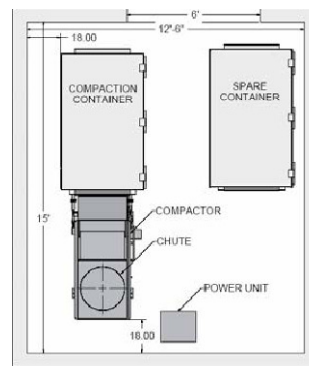
### Installation Requirements

Minimum Recommended Requirements:

- 12'-6" X 15' Room
- (4) 3/4" X 4 3/4" Anchor Bolts

Minimum Clearance Requirements:

- 18" Perimeter
- 6' Door Opening with Fire Doors



### Standard Features

- Photo Eye Start
- Auto-Cycle
- Keyed Start
- 100% full Indicator Light
- Chute Stop Interlock
- Emergency Stop & 15 Minute Automatic Shutdown
- Transformer Included
- Programmable Microcontroller